



CARMONA DESIGN

INTERIOR DESIGN · SPEC BOOKS

Tammy Carmona
CEO & Chief Designer

OFFICE: 2283 NW 170th Avenue
Pembroke Pines, FL 33028

TEL 1: 561-356-4814


TEL 2: 347-930-3057

E-MAIL: Tammy@Carmona.Design

WEB: <https://Carmona.Design>

INSTAGRAM: [@tammycarmonadesign](https://www.instagram.com/tammycarmonadesign)

PROJECT SPEC BOOK PORTFOLIO



OUR STUDIO

Carmona Design is a multi-disciplinary design studio, offering a wide range of interior design services. Our projects include high-end residences, multi-family, and commercial properties.

Our design team is skilled in architectural review, BIM estimates, 2D illustrations, 3D renders, and many other aspects of interior & exterior design.

Under the leadership of Tammy Carmona, an award-winning designer with 25+ years of experience, our team creates beautiful, well-thought-out, and financially responsible solutions.

Our design process starts with a thorough analysis of your requirements, finances, and preferences. Then we fine-tune every detail and aspect of the project, ensuring that each space looks and performs at its best.

Finally, the completed design is published in the form of a "Spec Book", a comprehensive "Design Manual" for your project, that includes all the blueprints, visuals, diagrams, and other information needed to build the project perfectly.

Whether it's a private residence, a rental property, or a high-rise apartment building - our design team has the knowledge, the experience, and most importantly, the commitment to quality, to make sure it comes out looking its best.

In this portfolio, we'll give you an overview of our process, some tantalizing visuals, and plenty of technical explanations.

EXECUTIVE TEAM

Tammy Carmona is the founder of the company and the continuing source of design vision and inspiration to our multinational team. As a designer whose work spans 25 years and 30 countries, she has a unique cosmopolitan perspective. Tammy's biography is filled with awards, achievements, and incredible stories - working with Oprah and Disney, designing for Chef Gordon Ramsay, creating the wedding scene in "Twilight: Breaking Dawn", and much more.

With this rich tapestry of experience, she is able to transform every space into a work of art, balancing aesthetics and functionality. Tammy is also a prolific product designer with over 800 products to her credit, an oil painter, a mom, and a community activist.




Tammy Carmona
CEO & Lead Designer



Nathan Kaplan
CTO

Nathan Kaplan is the "Tech Genius" with over 20 years of experience. His background in computer graphics and creative writing is the ideal complement to Tammy's design vision, guiding the team to create stunning digital illustrations and spec books.

Micael Martins leads our Design Department with his extensive knowledge of Revit, Sketchup, and other BIM and 3D modeling software. Micael's team transforms the design vision into detailed floorplans, material schedules, and other mission-critical data.



Micael R. Martins
VP Design



SPEC BOOKS

The "Spec Book" (Project Specifications Manual) is a comprehensive collection of designs, blueprints, 3D renders, and other information for a specific project, whether renovation or new construction. The Spec Book serves several crucial purposes:

1. Complete visual representation of the project - lets you envision the entire space with all the components.
2. Ensures that every aspect has been meticulously analyzed and fine-tuned, maximizing the value derived from the project.
3. Verifies the exact quantities and volumes of materials required, enabling more accurate project time-frame planning.
4. Presents the precise material costs, enhancing budget planning and identifying potential financial issues.
5. Includes 3D renders and floor plans, enabling you to market the property even before it's built.

A professional design team assures more than just aesthetics. Understanding the precise costs and logistics of the project can significantly save time and reduce complications during the construction phase. Optimizing items & materials for a specific project type is essential. For instance, rentals call for a more general color palette and universal solutions, while private homes can embrace more elaborate and extravagant choices.

By thoroughly planning every detail in advance, the likelihood of a successful project is greatly enhanced.

SPEC BOOK BENEFITS

For Homeowners: original, innovative designs that envision your personal style and maximize the comfort of your future home. Unique solutions for decor, artwork, and custom furniture, that fit your lifestyle.

For Builders & Investors: stay within budget, plan the work better, have achievable timeframes.

For Realtors: advance materials for creating websites, brochures, and social media campaigns.

For Architects: our design team with review and fine-tune every room, maximizing the usability, style, and flow. A better layout = a better build.



SPEC BOOK CONTENTS

Of course, every project is different, and every Spec Book we publish is a unique solution built “from the ground up”. However, most Spec Books include:

- Table Of Contents & Section Headings - making it easy to navigate and find the relevant information.
- Floorplans and detailed closeups.
- Mood Boards - collections of items and visual concepts that “set the stage” for the look of the room or amenity space.
- Elevations & Section Views - showing how each room looks from the inside, and exactly where each item should be positioned.
- Furniture, Fixture & Equipment (FF&E) Plans - location of major furniture items, light & decor fixtures, and electronic equipment.
- Light Plans, Electrical Plans, and other diagrams - with the location of each light fixture and power supply, carefully chosen for maximum efficiency.
- 3D Renders - the most exciting part! High-quality, photorealistic representations of how each space will look once it’s completed.
- Contextual Diagrams - anything that’s not covered by standard plan types, is explained in detail.
- Custom Furniture & Millwork -
- from initial concepts to finalized
- shop drawings, these are the exact
- instructions to create custom
- shelving units, built-ins, closets, etc.



Transform floor plans & elevations into beautiful 3D renders & videos.

Create marketing materials for pre-construction sales - websites, flyers, social media content. Speed up project profitability.

MOOD BOARDS

A “mood board”, or “lookbook”, is a collection of images, materials, colors, and textures that represents the overall feeling or style the designer intends to create.

Mood boards provide an “emotional overview” of the space as a whole, “setting the tone” rather than focusing on a specific item.

The mood board is an important part of the interior design process - it lets the designer present a vision of the space to the client. After the client reviews and confirms the mood board direction, the designer can then narrow down the specific furniture, materials, and colors.

Some components of the mood board are “inspiration images”, others are specific items that we’re considering for the space. The mood board could also include paint samples, wallpaper swatches, artwork, and other elements of visual design.

Mood boards help to streamline the design process - we create the conceptual "looks" without getting bogged down in the specifics. Clients then accept or reject the overall vision, and the process moves forward, with better focus and organization.


Mood boards also help to establish the emotional connection to the space, to make you imagine how it would feel to actually live in the space. This is especially important in private residence design, but also comes into play for healthcare and amenity space concepts in high-rise buildings.

LIVING ROOM - MOOD BOARD



LOBBY & EVENT SPACE - MOOD BOARD





EXTERIOR DESIGN

Hiring a designer for building exteriors offers multiple benefits. Working alongside the architectural team, we consider factors such as climate, local culture, intended use of the building, corporate style or building brand, historical context, and the surrounding architectural environment.

A well-designed building can significantly enhance energy efficiency & sustainability. By incorporating LEED-compliant materials, practical window sizes, smart floor and room layouts, and other considerations, we create a look that's unique and yet aligned with "green construction" practices. This can lead to long-term savings and even tax incentives in many locations.

Moreover, a well-designed exterior can substantially increase a building's market value. A striking and unique exterior design boosts curb appeal, attracting potential tenants or buyers, ultimately improving the return on investment.

Whether it's a residential property, commercial building, or public structure, a thoughtfully designed exterior leaves a lasting impression, setting the tone for the overall experience and making it a wise investment in both the short and long term. Take a look at these examples of well-crafted exterior designs, each fitting perfectly with the context of the neighborhood, budget, and client's vision.





EXTERIOR DESIGN - 3D RENDERS - 1

3D modeling & visualization revolutionized the field of interior design. By creating a detailed model of the entire project, we can ensure that every detail is perfect, and give the client a confident understanding of the end result, before construction even begins.

3D modeling also lets us preview various design elements, colors, and layouts, fine-tuning the ideas and minimizing development time.

In addition, material quantities and coverages are easily calculated, helping to keep the project within budget.



This single-family home project features a contemporary design and advanced composite materials, creating a look that's futuristic yet familiar.

Walls were extended to create a sun-shade solution that fits the exact climate conditions of the location (Pacific Northwest). Full-coverage glass walls offer stunning views of the surrounding landscape. Operable glass panels allow an almost infinite variety of fresh-air ventilation options.

3D renders allowed our design team to perfectly communicate all of these details to the client and the architectural team.

EXTERIOR DESIGN - 3D RENDERS - 2

Another project that exemplifies the benefits of 3D rendering is this luxury home that features a “convertible” indoor/outdoor summer kitchen.

Retractable glass walls let the homeowner open the entire room to the outdoors - adding a kitchen space and fireplace for backyard parties, or simply enjoying the fresh air while dining.

Recessed conversation pit with a fireplace creates a cozy and inviting scene, and divides the backyard into naturally-flowing sections.



EXTERIOR DESIGN - 3D RENDERS - 3

One of the underappreciated benefits of 3D renders is the ability to simulate different lighting conditions and environments, helping to showcase the building's appearance across various times of day and weather scenarios.

Ultimately, the use of 3D renders in exterior building design enhances efficiency, accuracy, and overall client satisfaction, contributing to the success of architectural projects.



DEVELOPMENTS

When you're planning to develop a suburban community or a high-rise apartment complex, the process is very different and much more involved than building a single home.

Many factors come into play: target demographics and price points, amenity spaces, overall profitability of the project, energy efficiency and environmental impact... the list goes on.

Outdoor areas, public spaces, parking, elevators, safety/security measures, accessibility, and many others, need to be discussed at the very start of the planning process.

Our experienced design team has created successful solutions for a variety of projects, ranging from urban luxury apartment towers to suburban communities - and we're looking forward to making your next project a success!



DEVELOPMENTS



DESIGN: FOYERS & STAIRCASES



Designing your foyer and main staircase is more than just aesthetics; it's about forging a deep emotional and psychological connection with your home. The foyer sets the tone for your entire living space, serving as the first impression for both you and your guests.

A well-designed foyer can evoke feelings of warmth and belonging. A thoughtfully crafted main staircase can make you feel like you're ascending with optimism, or descending with contemplation. It's more than just travel between the levels of the house - it's experiencing different chapters of your life story.

These spaces reflect your personal style and preferences, leaving a lasting impact on your well-being and daily experiences. Moreover, the foyer and main staircase offer opportunities for dramatic displays - showcasing artwork, unique designs, and creating that "wow factor" with elements like grand pianos and stunning chandeliers.



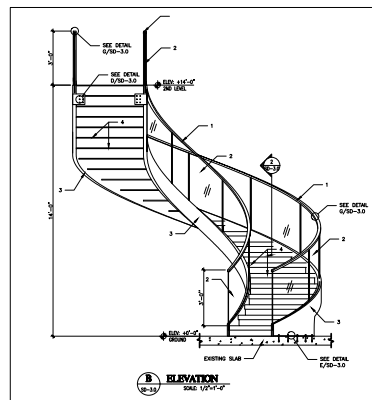
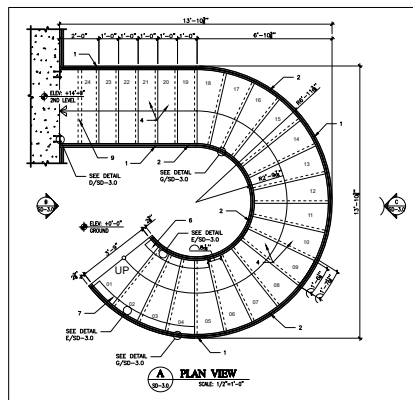
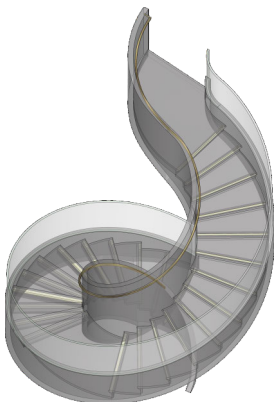
CUSTOM STAIRCASES

The staircase is a prime opportunity to show off your personal style and make a bold statement.

However, while curved staircases can be impressive as well as functional - their engineering is much more complex, leading to considerable costs, upwards of \$ 100,000.

To overcome this challenge, we offer a complete Custom Stair Service. Our designers create a beautiful design, our engineers ensure it's perfect for your project & your local building codes, and our partner factories produce the ready-to-install kit.

As an example, this Florida mansion's staircase was quoted by local sources at just over \$ 110,000. Our cost? \$ 48,000, including the matching frameless glass railing around the 2nd floor hallway - a savings of over 50%!



DESIGN: LIVING SPACES

Designing a living room is a subtle art, weaving functionality and aesthetics seamlessly. It all starts with a deep understanding of your lifestyle and specific needs. The layout should encourage natural conversation, provide for entertainment, and invite relaxation while ensuring ease of movement.

Lighting is a pivotal factor in the living room, setting the mood and emphasizing key focal points. Much like the foyer, this space offers a stage for showcasing exceptional items, from beautifully crafted chandeliers to striking hammered metal wall art panels and custom furniture.

Consider incorporating a custom soffit into the design. It not only becomes a striking design element but also serves as an enchanting backdrop for your chandeliers. Integrated architectural lighting and versatile LED spotlights add to the atmospheric possibilities.

Color palettes and furniture choices are deeply personal, offering a glimpse into your style and comfort preferences. The selection of suitable fabrics, textures, and patterns adds depth and character to the room. Thoughtful placement of decor and artwork transforms the space, evoking emotions and sparking engaging conversations.


Achieving a harmonious balance between form and function, the living room's design should genuinely reflect your personality. It creates a warm and welcoming sanctuary, resonating with your unique taste and fulfilling its distinct purpose in your home.





DESIGN: KITCHENS

Modern kitchens offer endless possibilities. To navigate the myriad options for cabinet styles, layouts, and more, you need an experienced design team. Our kitchen designs prioritize both aesthetics and functionality, drawing on the expertise of chefs and appliance specialists. By staying updated on trends and collaborating with top suppliers, we can create your dream kitchen. We analyze your needs, budget, style, and preferences to craft a design that is visually pleasing and tailored to your lifestyle. Utilizing 3D renders, we provide a detailed preview of your new kitchen, ensuring it aligns with your vision.





SCAVOLINI

caesarstone
Quartz Surfaces

VALCUCINE
HABITAT NATURELE

CAMBRIA

Poliform

snaldero
CUCINE PER LA VITA

**poggen
pohl**

PEDINI

COSENTINO

Boffi

SCHIFFINI

DESIGN: KITCHENS













DECORATIVE TILES

Decorative tiles are essential elements in interior design. They can add texture, color, and personality to any space.

Whether it's making a living room look imperial with large-format marble slabs, or elevating the look of a bathroom with designer patterns, tiles infuse character and style, transforming dull surfaces into vibrant focal points.

Whether in kitchens, bathrooms, or living areas, decorative tiles allow for an infinite creative expression. They're durable, lasting, and appealing to the touch as well as the visual senses.







WALLPAPER

Wallpaper is one of the most versatile and powerful elements in interior design. It can radically transform a room, add character, and reveal your personality and style.

There are millions of options, ranging from basic to exclusive, from minimalist to opulent. Our experts will find the perfect finishing touch for your favorite rooms, that showcases your taste and fits your budget.

Metallics, geometrics, trellises, florals, nature, silhouettes, and much more - no matter what look you want, there's a perfect wallpaper out there to make it truly spectacular.





PLANS & DIAGRAMS

Design goes beyond aesthetics. It's about functionality and anticipating how each room will be used. Our designers meticulously consider every detail, from furniture placement to lighting and user-friendly controls.

As the famous architect Charles Eames stated, "Details don't make the design, they ARE the design."

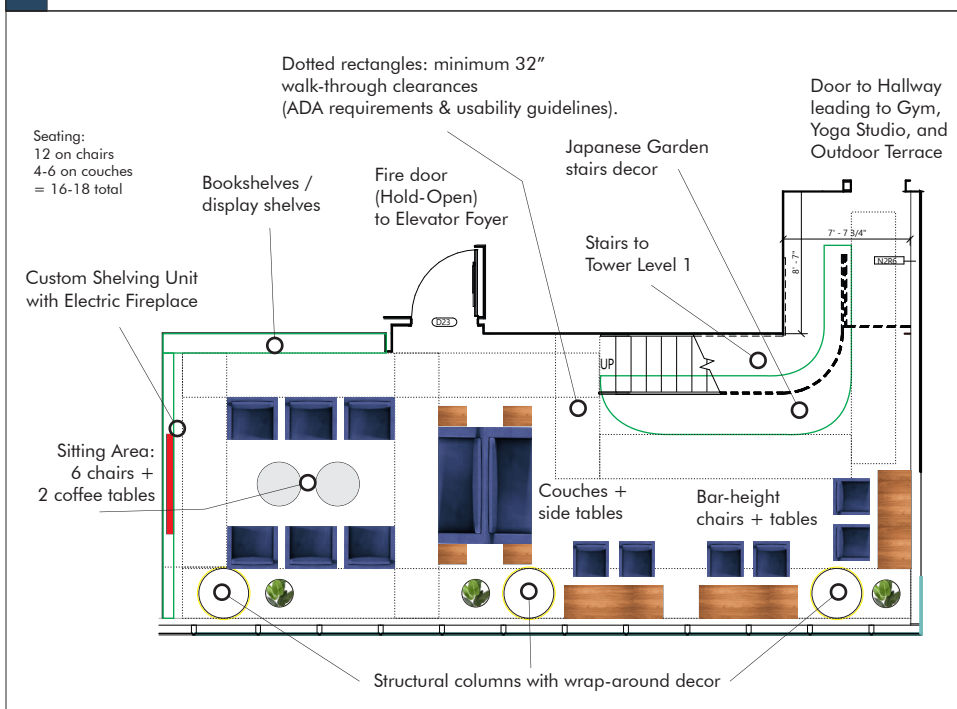
Our design process is also "construction-aware", taking into account factors like choosing tiles to fit the space with minimal cutting and waste. For example, a 60" x 30" bathtub surround would benefit from 10" or 15" tiles, instead of the traditional choice of 12" x 24"

tiles. Less cutting = less wasted material + labor, faster build timeframe.

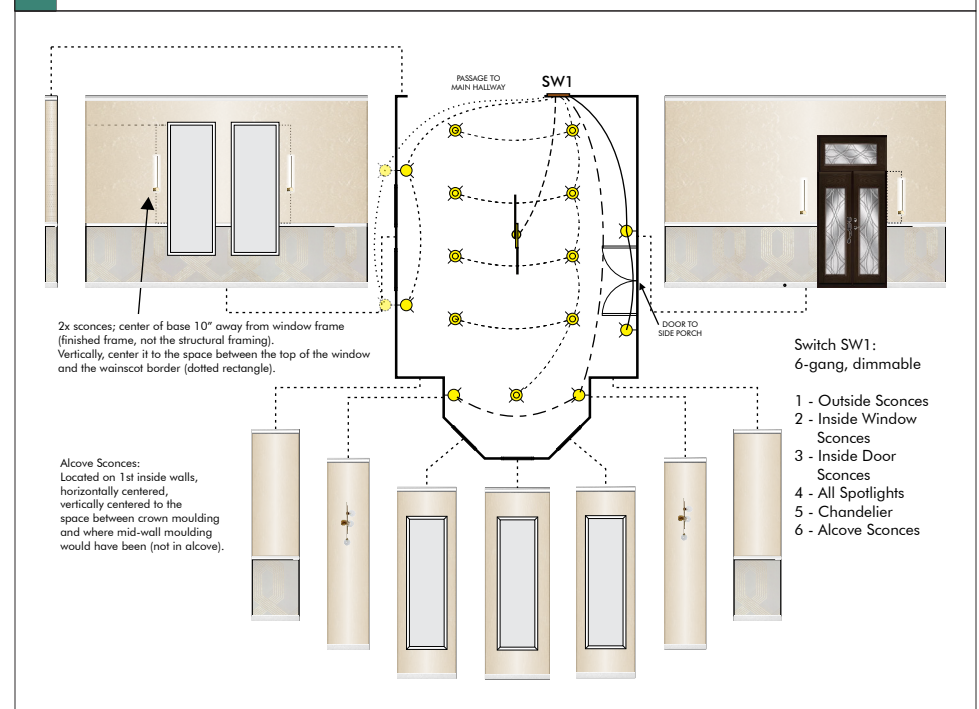
To ensure that every detail is built perfectly, we create detailed schematics that show the exact placement and configuration of elements - from wall tiles to light switches. With dimensions, technical notes, and other explanations, these diagrams help your subcontractors implement the specifications as efficiently as possible.

Of course, even after the spec book is completed, we're here to help with any questions or concerns that may arise later.

GARDEN LIBRARY - FURNITURE LAYOUT & NOTES



DINING ROOM - WALLCOVERING & LIGHT PLAN



Technical drawing of the kitchen unit showing dimensions. The total width is 102 inches. The unit is divided into sections with widths of 18 inches, 18 inches, 20 inches, and 20 inches. The height is 25 inches. The depth is 65 inches. The unit is shown in a dark wood finish with a black refrigerator and a white countertop.

Technical drawing of a kitchen island showing top and side views with dimensions.

Top View Dimensions (from left to right):

- 8"
- 33"
- 11"
- 33"
- 44"
- 33"
- 45"

Side View Dimensions (from left to right):

- 6"
- 18"
- 18"
- 24"
- 17"
- 48"
- 18"
- 18"
- 16"

Other Labels:

- VENT HOOD
- 27"
- 16"

Wilsonart Thinscape Tortona Quartzite TS509
or similar quartz/ite surface
<https://www.wilsonart.com/thinscape-design-library/tortona-quartzite-ts509>

Tafisa Urbania Collection
TFL L570(R) or HPL T570 (UR) "Chalbi Clay"
<https://tafisa.ca/en/our-colours/chalbi-clay>

Tafisa Lummia Collection
High Gloss TFL HG834 "Iron Horse"
<https://tafisa.ca/en/our-colours/iron-horse>

231"

34" 29" 15" 29" 48" 29" 47"

32"

102"

41"

36"

29"

49" 85" 54"

37.5"

44"

25"

65"

40"

34"

Figure 1 is a schematic diagram of a hood. It shows a cross-section with a green upper section and a grey lower section. The total width is 44 inches, and the total height is 25 inches. The lower section has a height of 10 inches. The upper section contains a central duct riser. Labels include 'Available outlet locations', 'Output collar', 'Hood body', and 'Duct riser'. Horizontal dimensions at the bottom are 2, 7, and 3 inches.

Diagram illustrating a kitchen layout with various appliances and clearances:

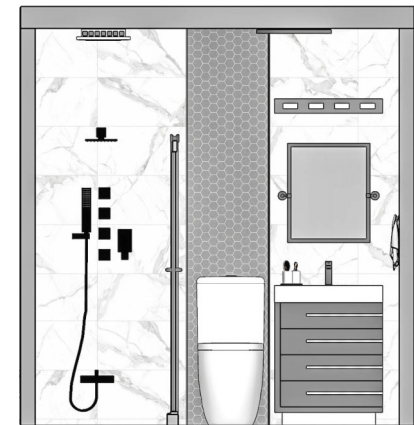
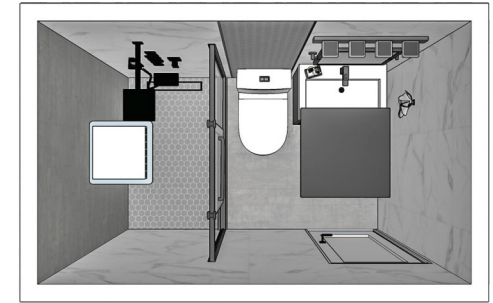
- Appliances:**
 - 33" SINK
 - 24" DISH WASHER
 - 48" RANGE
 - 29" oven door clearance
 - 28" sink
 - 16" x 35" pipe rack
 - 14" LED CLEARANCE
 - 76" x 20" island cart
 - 36" aisle clearance
 - 34" aisle clearance
 - 29" x 36" refrigerator
 - 24" x 29" overhead cabinet
 - 12" drawers
 - Wine cooler
 - Microwave niche
 - Swing-out Lazy Susan cabinet
 - Swing-out Lazy Susan island
 - 25" x 40" cabinetry
- Clearances:**
 - 32" aisle clearance
 - 36" aisle clearance
 - 34" aisle clearance
 - 29" oven door clearance
 - 28" sink
 - 16" x 35" pipe rack
 - 14" LED CLEARANCE
 - 76" x 20" island cart

BATHROOM PLANNING & 3D VISUALIZATION

Effective bathroom planning is essential - it's a room that carries out many functions, and where space is often at a premium.

Our process starts with understanding your needs and lifestyle, and planning out every element of the bathroom, in 3D space. Careful placement of fixtures and controls ensures a comfortable and safe experience for all users. Then we add the luxurious fixtures and finishes that make the room truly yours, and finish it up with thoughtful lighting design.

In addition to creating the look, 3D visualization also lets us provide your builder with detailed diagrams showing the exact placement of every tile, fixture, and accent.



BATHROOM DESIGN

The tub is the focal point of the bathroom, both in looks and functionality. It creates a sanctuary of relaxation & indulgence, the place to unwind, rejuvenate, and escape from the world. Its design, material, and features can significantly impact the overall ambiance and comfort of the space.

The multitude of options for bathtubs can be narrowed down to the perfect fit by our experienced designers, with the understanding of your personal style and preferences.

From ready-made to fully-custom (stone, acrylic, or metal), we can find or create the bathtub of your dreams.





Our vast array of sources
allows us to create any space
- especially bathrooms - that
become a work of art.



STRUCTURE & ORGANIZATION

Our Spec Books are comprehensive and detailed. To make all this information easier to navigate, we include infopages like Table of Contents, section headings, and other materials.

We make it easy to separate the Spec Book into sections for subcontractor use, by duplicating relevant information in the headings. The headings also include color-coded highlights for the elevation/floorplan, making it easy to identify the relevant part of the build without extensive searching.

Our Spec Books can be adapted to fit various projects. For example, a single-family build consolidates all information into a single document, including floorplans (typically 1 or 2 floors). In

contrast, a 900-unit apartment tower is structured as an Interior Design Set, referring to architectural plans in a separate document. Smaller projects may benefit from procurement plans organized by source, while larger builds have different approaches like Material Schedules; and so on.

We're not tied to one rigid format. We tailor the appearance and functionality to your project and construction methods, ensuring ease of access.

If you have specific requests or preferences, please share them, and we'll gladly incorporate them to create a customized and well-organized spec book.

TABLE OF CONTENTS

A - GENERAL INFORMATION

A01: Cover Page

A02: Table Of Contents

A03: Location

A04: Outside Views & Elevations - 1

A05: Outside Views - Concept Render

B - 1ST FLOOR - ENTRANCE AREAS

B01: Porches - Layout/Design

B02: Porches - Lighting Plan

B03: Front Porch - Shopping List

B04: Entry Doors

B05: Foyer - 3D Renders

B06: Foyer - Design

B07-08: Foyer - Shopping Lists [1-2]

C - 1ST FLOOR - LIVING & DINING ROOMS

C01-03: Living Room - 3D Renders [1-3]

C04: Living Room - Design

C05: Living Room - Wallpaper & Paint

C06: Living Room - Lighting Plan

C07: Living Room - Coffered Ceiling

C08-09: Living Room - Shopping Lists [1-2]

C10: Dining Room - Design

C11: Dining Room - Lighting Plan

C12: Dining Room - Material Calculations

C13-14: Dining Room - Shopping Lists [1-2]

D - 1ST FLOOR - KITCHEN & DINETTE

D01: Kitchen - Mood Board

D02-05: Kitchen - 3D Renders [1-4]

D06: Kitchen - Design Concept

D07-08: Kitchen - Dimensions [1-2]

D09: Kitchen - Layout & Materials

E - 1ST FLOOR - BATHROOMS

E01-02: FL1 - Bath 1 - 3D Renders [1-2]

E03: FL1 - Bath 1 - Design

E04-05: FL1 - Bath 1 - Shopping Lists [1-2]

E06-07: FL1 - Bath 2 - 3D Renders [1-2]

E08: FL1 - Bath 2 - Design

E09-11: FL1 - Bath 2 - Shopping Lists [1-3]

F - 1ST FLOOR - ALL OTHER ROOMS

F01-03: Bedroom # 1 - 3D Renders [1-3]

F04: Bedroom # 1 - Layout & Shopping List

F05: Office - Design & Shopping List

F06: Mud Room - Design & Shopping List 1

F07: Mud Room - Shopping List 2

F08: FL1 - Hallway - Design

F09-10: FL1 - Hallway - Shopping Lists [1-2]

F11: Staircase - Concept

G - 2ND FLOOR - MASTER BED & BATH

G01-05: Master Bedroom - 3D Renders [1-5]

G06: Master Bedroom - Design

G07: Master Bedroom - Shopping List

G08-14: Master Bath - 3D Renders [1-7]

G15: Master Bath - Design 1 (Tub Area)

G16: Master Bath - Design 2 (Vanity & Shower Area)

G17: Master Bath - Wallpaper 1

G18: Master Bath - Wallpaper 2

G19: Master Bath - Lighting Plan

G20: Master Bath - Updated Framing Plan

H - 2ND FLOOR - OTHER BEDROOMS

H01: FL2 - Bedroom # 3 - Design & Shopping List

H02: FL2 - Bedroom # 4 - Design

H03: FL2 - Bedroom # 4 - Shopping List

H04: FL2 - Bedroom # 5 - Design & Shopping List

I - 2ND FLOOR - OTHER BATHROOMS

I01: FL2 - Bath 2 - 3D Renders

I02: FL2 - Bath 2 - Design

I03: FL2 - Bath 2 - Tile Calculations

I04-06: FL2 - Bath 2 - Shopping Lists [1-3]

I07: FL2 - Bath 3 - 3D Renders

I08: FL2 - Bath 3 - Design

I09: FL2 - Bath 3 - Tile Calculations

I10-12: FL2 - Bath 3 - Shopping Lists [1-3]

J - 2ND FLOOR - ALL OTHER ROOMS

J01: FL2 - Office - Design

J02: FL2 - Office - Shopping List

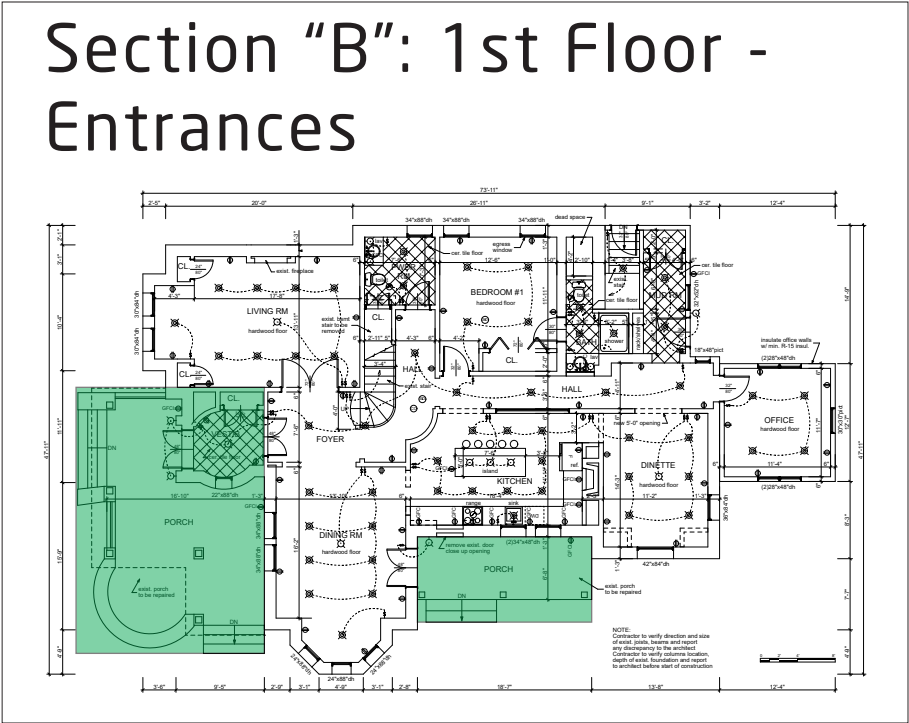
J03: FL2 - Hall - Design & Shopping List

J04: Laundry Room

K - 3RD FLOOR

K01: Rec / TV / Media Room (Attic) - Design & Shopping List

L - NOTES/COMMENTS



MATERIAL CALCULATIONS

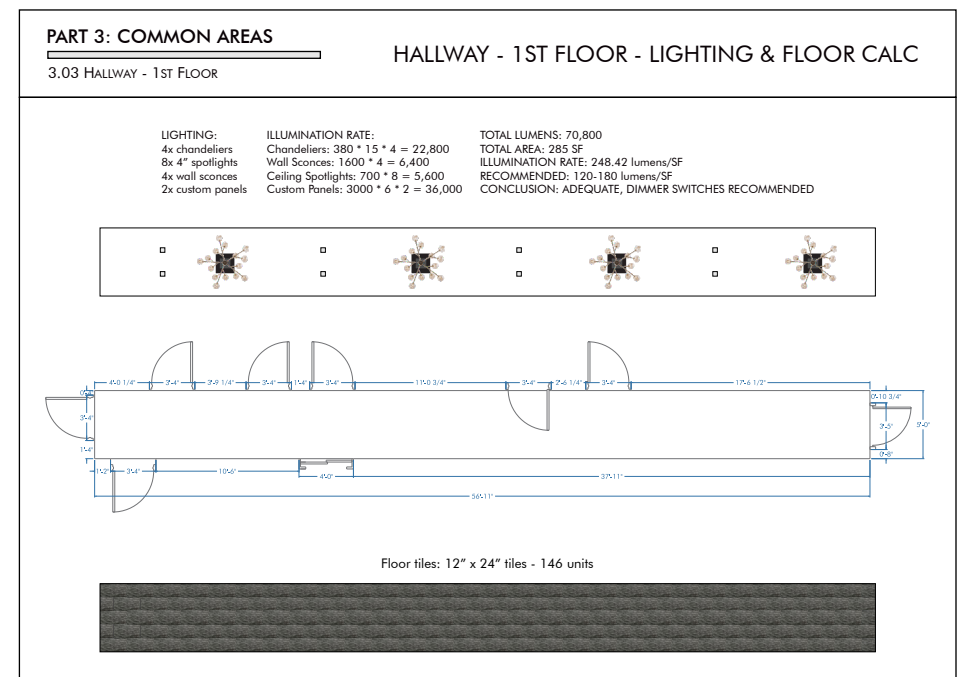
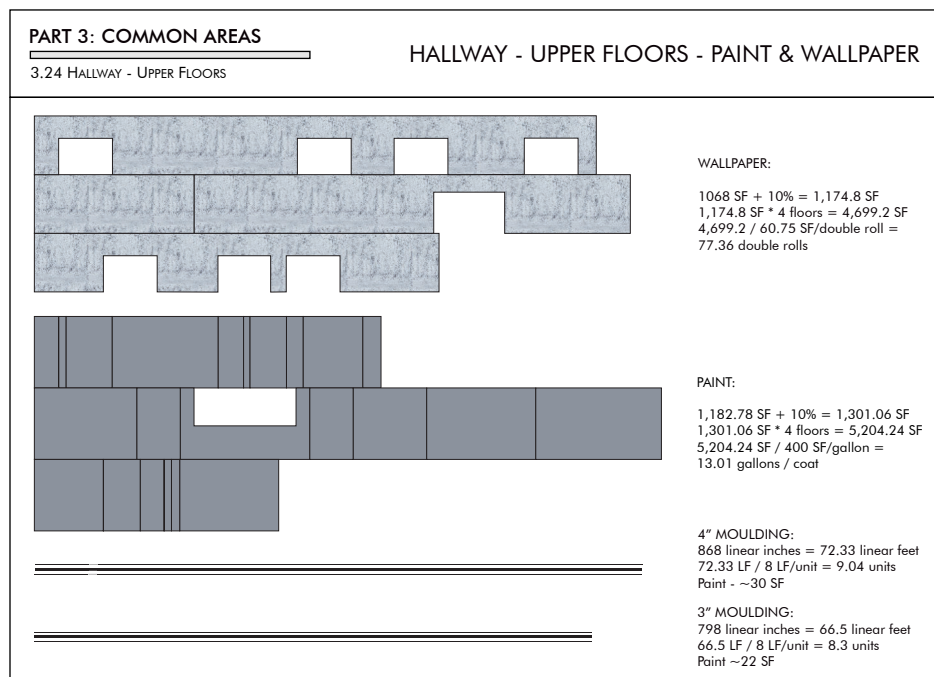
One of the most valuable aspects of creating a Spec Book for your project, is the clarity it provides regarding required materials and quantities. This information ensures a smooth build, without delays for procuring additional supplies.

Furthermore, by calculating materials in advance, you can plan labor costs and project timelines effectively, making project scheduling more manageable and realistic.

Throughout the design process for each space, we keep track of the required materials and furnishings. As the project concludes, this data is summarized into either a

"Shopping List" for smaller projects or a "Materials Schedule" for larger builds.

While automated BIM solutions can assist with some of this work, manual verification often uncovers missed items or miscalculated surfaces. By conducting an audit as we progress through the process, we can eliminate surprises and inefficiencies. Quantities of tiles, paintable surface areas, trim and molding lengths, counts of individual furniture and furnishings, and more - are tracked, summarized, and presented in a user-friendly format.



DWG ID	DESCRIPTION	FIXTURE LOCATION	MANUFACTURER	MODEL
R1	RECESSED ROUND FIXTURE 6"	KITCHENS, HALLWAYS, W.I.C.	LIGHTOLIER	LYRIC/REAR 16R 20 AN U/A 16R 20 90 35 VA 16R D1
R2	RECESSED ROUND FIXTURE 6" WET AREAS	BATHROOMS	LIGHTOLIER	LYRIC/REAR 16R 20 AN U/A 16R 20 90 35 VA 16R D1
R3	RECESSED SQUARE FIXTURE 6"	COMMON AREAS	INTERLUK	WQ-P15050D, LTA R27 2000 43 UNV S-FR EMERG
R4	RECESSED SQUARE FIXTURE 6" WET AREAS	COMMON BATHROOMS	USA LISTING	101-WB S-10 LSL D4 9020-M2 35K5 80 720V
R5	RECESSED SQUARE FIXTURE 6" WET AREAS WITH EM	COMMON BATHROOMS	USA LISTING	101-WB S-10 LSL D4 9020-M2 35K5 80 720V
W1	WALL MOUNTED FIXTURE ABOVE MIRROR 27" W	AFT. BATHROOMS	Puls Edge Lighting	PLAZA L-EDE 57K
W2	WALL MOUNTED FIXTURE ABOVE MIRROR 55" W	AFT. BATHROOMS	COOP-PARS	T13R 01 07
W3	WALL MOUNTED FIXTURE WITH EM	UTILITY ROOMS	COOPER LIGHTING	40/60 LED L104-65L P-FUN L840 D01 U
W3-EM	WALL MOUNTED FIXTURE WITH EM, 2"	STAIRS	COOPER LIGHTING	40/60 LED L104-65L P-FUN L840 D01 U
R2-EM	SURFACE MOUNTED FIXTURE WITH EM, 2"	UTILITY ROOMS	LITHONIA	WL-40 L1P850-N6R7-S0
R3	SURFACE MOUNTED FIXTURE WITH EM, 4"	MCHANICAL SPACE	LITHONIA	WL-40 L1P850-N6R7-S0
R3-EM	SURFACE MOUNTED FIXTURE WITH EM, 4"	MCHANICAL SPACE	LITHONIA	WL-40 L1P850-N6R7-S0
R4	SURFACE MOUNTED FIXTURE 16"	BEDROOMS	TECH LIGHTING	16-A-L-ED02
R5	SURFACE MOUNTED ROUND, SQUARE THROW	PARKING AREAS	SURBEL LIGHTING	ASB-36L EM 670 S-M U/L WIR
R5-EM	SURFACE MOUNTED ROUND, SQUARE THROW WITH EM	PARKING AREAS	SURBEL LIGHTING	ASB-36L EM 670 S-M U/L WIR
T1	TRUCK LIGHT HEAD	TRUCKS	TELLUM	COMET-1M
T1-4	TRUCK LIGHT TRACK, 4"	KITCHENS	K-ARRAY	RAL FL20
L-R6	LINEAR RECESSED, 4"	COMMON AREAS	PINNACLE LIGHTING	CD40-40-SF-1F1-E1-M-W-O-E
L-EM	LINEAR RECESSED, 4" EMERGENCY	COMMON AREAS	PINNACLE LIGHTING	CD40-40-SF-1F1-E1-E-W-O-E
L-R6-EM	LINEAR RECESSED, 4"	COMMON AREAS	PINNACLE LIGHTING	CD40-40-SF-1F1-E1-M-W-O-E
L-EM-EM	LINEAR RECESSED, 4" EMERGENCY	COMMON AREAS	PINNACLE LIGHTING	CD40-40-SF-1F1-E1-E-W-O-E
X1	EXIT LIGHT, galling mouth, sign faced	ALL FLOORS	SIGNIFY	ER44FD DTH
X1.1	EXIT LIGHT, wall mount, sign faced	ALL FLOORS	SIGNIFY	ER44FD DTH
X1.2	EXIT LIGHT, double beam	ALL FLOORS	SIGNIFY	ER44FD DTH
EMW	WALL MOUNTED EMERGENCY FIXTURE	VARIOUS	LITHONIA	ELM2

REVIT / CAD MATERIALS SCHEDULE EXAMPLE

ROOM NAME	ID	ITEM	QTY	MANUFACTURER	PRODUCT DESCRIPTION	DIMENSIONS	PRODUCT
LOBBY	EQ 1	MAL BOXES	300	SAL SENTRY	300 Individual MAL BOXES	Per Pair	TRQ
GA	EQ 2	OVERHEAD GARAGE DOOR	1	Overhead Door Corporation	Overhead Rolling Garage Door	20'W x 11'H (required clearance)	Overhead
GA	EQ 4	Freight Elevators	2	Open Shop	See Specbook	Per Pair	Per Specbook
ELVATOR	EQ 5	Passenger Elevators	4	Open Shop	See Specbook	Per Pair	Per Specbook
GA	EQ 6	PRECISION MACHINERY	1	PRECISION	PRECISION 4000 Trash Compactor	60" W x 36" D x 68" H	PRECISION
GYM	EQ 7	TRACEMILL	6	PROFORM	3.1 Club Motor Tracemill	62" x 34" x 56" x 60"	PRO FORM
GYM	EQ 8	ELLIPTICAL	10	PROFORM	OPTIMA Series 1000 Elliptical	68" x 24" x 56" x 66" x 62" x 60"	PRO FORM
GYM	EQ 9	PEDALBIKE	6	PROFORM	75" Class MultiGrip 4K UHIO Tri	72.75" x 34.5" x 61.5"	HYBRID TRN
GA	EQ 10	LIFT PULLDOWN	2	LIFE SYSTEMS	Quilt In Compression	63 in x 48 in x 2.3 in	CORP
PARTY ROOM	EQ 11	V	2	INGERSOLL RAND	Quilt In Bottom Freezer or Refrigerator	63 in x 48 in x 2.3 in	CORP
PARTY ROOM	EQ 12	DISHWASHER	2	Viking	30 inch Bottom Freezer Dishwasher	24.91" x 24" x 32.16" x 33.71" x 35.78" x 36.78"	WMS3092
PARTY ROOM	EQ 13	REFRIGERATOR Counter Depth	1	GE	1.5 cu. ft. Over the Range Dishwasher	24.91" x 24" x 32.16" x 33.71" x 35.78" x 36.78"	WMS3092
UNITS: KITCHEN	EQ 17	REFRIGERATOR	267	WALSH	24" DISHWASHER	24.91" x 24" x 32.16" x 33.71" x 35.78" x 36.78"	WMS1169F
UNITS: KITCHEN	EQ 18	MICROWAVE	267	WALSH	30" Apartment built in range	17.25" x 14.13" x 25.68" x 26.68" x 27.68" x 28.68" x 29.68" x 30.68"	WMS1169F
UNITS: KITCHEN	EQ 19	DISHWASHER	267	WALSH	30" Apartment built in range	17.25" x 14.13" x 25.68" x 26.68" x 27.68" x 28.68" x 29.68" x 30.68"	WMS1169F

HT Project - Floor Area & Room Count Table (A030.00) ☆ 📄 🔄										
File Edit View Insert Format Data Tools Extensions Help Last edit was 13 minutes ago										
<div> <div> 🔍 🔍 🔍 🔍 100% \$ % _ 0 . 00 123 Default (Ari... 10 B I O A 🏠 🏡 🏢 🔍 🔍 🔍 🔍 🔍 🔍 🔍 🔍 🔍 🔍 </div> </div>										
	A	B	C	D	L	M	N	O	Q	S
1	Tower Level	LINE	TYPE	SF	BATH 1 TYPE	BATH 1 ENSUITE	BATH 1 TILES	BATH 2 TYPE	BATH 2 TILE	ENSUITE BATH?
264	31	UNIT I	STUDIO	382	BATHTUB	N/A (STUDIO)	Calypso	NONE	N/A	
265	31	UNIT A	2 BED	773	SHOWER	YES	Calypso	BATHTUB	Gray Decor	MBA - Dual Vanity
266	32	UNIT E	1 BED	575	SHOWER	NO	Calypso	NONE	N/A	
267	32	UNIT D	STUDIO	341	BATHTUB	N/A (STUDIO)	Calypso	NONE	N/A	
268	32	UNIT C	STUDIO	293	SHOWER	N/A (STUDIO)	Calypso	NONE	N/A	
269	32	UNIT B	1 BED	551	BATHTUB	NO	Calypso	NONE	N/A	
270	32	UNIT F	2 BED	792	BATHTUB	YES	Calypso	SHOWER	Gray Decor	
271	32	UNIT G	STUDIO	412	SHOWER	N/A (STUDIO)	Calypso	NONE	N/A	
272	32	UNIT H	STUDIO	421	SHOWER	N/A (STUDIO)	Calypso	NONE	N/A	
273	32	UNIT I	STUDIO	382	BATHTUB	N/A (STUDIO)	Calypso	NONE	N/A	
274	32	UNIT A	2 BED	773	SHOWER	YES	Calypso	BATHTUB	Gray Decor	MBA - Dual Vanity
275	33	UNIT E	1 BED	575	SHOWER	NO	Calypso	NONE	N/A	
276	33	UNIT D	STUDIO	341	BATHTUB	N/A (STUDIO)	Calypso	NONE	N/A	
277	33	UNIT C	STUDIO	293	SHOWER	N/A (STUDIO)	Calypso	NONE	N/A	
278	33	UNIT B	1 BED	551	BATHTUB	NO	Calypso	NONE	N/A	
279	33	UNIT F	2 BED	792	BATHTUB	YES	Calypso	SHOWER	Gray Decor	
280	33	UNIT G	STUDIO	412	SHOWER	N/A (STUDIO)	Calypso	NONE	N/A	
281	33	UNIT H	STUDIO	421	SHOWER	N/A (STUDIO)	Calypso	NONE	N/A	
282	33	UNIT I	STUDIO	382	BATHTUB	N/A (STUDIO)	Calypso	NONE	N/A	
283	33	UNIT A	2 BED	773	SHOWER	YES	Calypso	BATHTUB	Gray Decor	MBA - Dual Vanity
284	34	UNIT E	1 BED	575	SHOWER	NO	Calypso	NONE	N/A	
285	34	UNIT D	STUDIO	341	BATHTUB	N/A (STUDIO)	Calypso	NONE	N/A	
286	34	UNIT C	STUDIO	293	SHOWER	N/A (STUDIO)	Calypso	NONE	N/A	
287	34	UNIT B	1 BED	551	BATHTUB	NO	Calypso	NONE	N/A	
288	34	UNIT F	2 BED	792	BATHTUB	YES	Calypso	SHOWER	Gray Decor	
289	34	UNIT G	STUDIO	412	SHOWER	N/A (STUDIO)	Calypso	NONE	N/A	
290	34	UNIT H	STUDIO	421	SHOWER	N/A (STUDIO)	Calypso	NONE	N/A	
291	34	UNIT I	STUDIO	382	BATHTUB	N/A (STUDIO)	Calypso	NONE	N/A	
292	34	UNIT A	2 BED	773	SHOWER	YES	Calypso	BATHTUB	Gray Decor	MBA - Dual Vanity
293										
294	291	STUDIO		144	126	52	291	TUB: 37	58	6
295		1 BED		81	164			SHOWER: 18		
296		2 BED		50	290					

33

SHOPPING LISTS / MATERIAL SCHEDULES







The materials and items selected for the design of large projects are generally organized in a “materials schedule” format, grouped by item type - all paints on one list, all doors on another list, all cabinetry, all plumbing fixtures, etc.

However, for individual homes, the design process involves highly personal and detailed selections of furniture, light fixtures, and decor accessories. These items are organized into “Shopping Lists” and included in the Spec Book. Each line item of the Shopping List includes the item image, brand / model / SKU, brief description, URL where it can be purchased, unit price, quantity, and line total.




Instead of merely showing a picture, we specify the exact items, ensuring that the chosen look can be created exactly, without leaving anything to chance.

This detailed approach has several important advantages over the Material Schedule format:

- **Saves Time:** exact link to purchase. Click, order, done.
- **No Mistakes or Misfits:** sizes/colors/etc shown - easy to confirm that everything is compatible. You’re ordering exactly what’s needed, with confidence.
- **No Surprises:** everything is on a checklist, down to details like exact color of grout and trim hardware.
- **In-Depth Info:** you’ll see the “big picture” of the overall design, but also have the option to visit the link and view more information, download installation manuals, and so on.
- **Optimize Build Process:** have everything planned out in advance, so your builder can order things and schedule labor in an optimal way. Fewer delays & work hours = lower cost of the entire project.
- **Cost Control:** all the prices are known in advance, so you can calculate the material costs without surprises at build time. In addition, seeing the numbers up-front lets you adjust the expenditures, if needed.
- **Reduced Supplier Errors:** having a detailed list on hand when deliveries are accepted, allows the on-site people to make sure the right model / size / color of the item is delivered.







KITCHENS - SHOPPING LIST - 2					
IMAGE	DESCRIPTION & SOURCE	UNIT PRICE	QTY	LINE TOTAL	
	REFRIGERATOR: Samsung RS22T5561SG 36" Counter Depth Freestanding Side by Side Smart Refrigerator, 21.5 CF Capacity, Family Hub™, All-Around Cooling, Ice Maker, Filtered Water/Ice Dispenser, Black Stainless Steel https://www.ajmadison.com/cgi-bin/ajmadison/RS22T5561SG.html	\$ 2,198.70	4	\$ 8,794.80	
	RANGE Thor Kitchen® 47.88" Black Stainless Steel Pro Style Gas Range Model #: HRG4808-BS https://www.seappliances.com/product/thor-kitchen-4788-black-stainless-steel-pro-style-gas-range-hrg4808-bs-238503	\$ 4,558.00	4	\$ 18,232.00	
	DISHWASHER Samsung DW80R7060UG 24" Fully Integrated Dishwasher with 15 Place Settings, 6 Wash Cycles, Cutlery Rack, 42 dBA Sound Level, StormWash™ Cleaning, AutoRelease™ Door, Express 60, Black Stainless Steel https://www.ajmadison.com/cgi-bin/ajmadison/DW80R7060UG.html	\$ 1,030.00	4	\$ 4,120.00	
	MICROWAVE (IN ISLAND) Samsung MC17T8000CG 30" OTR Convection Smart Microwave, 1.7 CF Capacity, 3-Speed 300 CFM Vent, Slim Fry™, Auto Cook/Defrost, Steam Clean, WiFi, Fingerprint Resistant Black Stainless Steel https://www.ajmadison.com/cgi-bin/ajmadison/MC17T8000CG.html	\$ 679.00	4	\$ 2,716.00	
	WINE COOLER Ivation 18 Bottle Compressor Wine Cooler Refrigerator w/Lock, 41-64°F Digital Temperature Control, Locking Glass Door, Black Frame www.amazon.com/Ivation-Compressor-Refrigerator-Freestanding-Temperature/dp/B0864P1L3Y	\$ 279.99	4	\$ 1,119.96	
	SPICE RACK (3 installed + 1 spare) Scnvo Spice Rack Organizer, Black Metal, 15.7" wide x 4.9" deep, with detachable clips for easy cleaning. https://www.amazon.com/Scnvo-Organizer-Punch-Free-Floating-Bathroom/dp/B08H2GD88J	\$ 36.99 / 4-pack	4	\$ 147.96	

APARTMENT UNITS - BATHROOMS - SHOPPING LIST - 1








IMAGE	DESCRIPTION & SOURCE	NOTES	UNIT PRICE	QTY	LINE TOTAL
	FEATURE WALL TILES Adorno "Hexagon Magma" Porcelain Tile - Size: 7" x 13" https://www.tilebar.com/adorno-hexagon-magma-7x13-matte-porcelain-tile.html	79.75 SF / unit	\$ 9.95 / SF	160 boxes	\$ 13,356.80
	FLOOR - TILE (54 SF) - Uptown Anthracite II Matte Porcelain Tile - 15" x 30" - SKU: 100594928 https://www.flooranddecor.com/porcelain-tile/uptown-antracite-ii-matte-porcelain-tile-100594928.html	\$ 2.29 / SF \$ 26.80 / box	\$ 26.80 / box	50 boxes	\$ 2,144.00
	VANITY 40" Black Floating Bathroom Vanity Set Drop-In Ceramic Sink with Cabinet https://www.homary.com/item/40-black-floating-bathroom-vanity-set-dropin-ceramic-sink-with-cabinet-12738.html		\$ 889.99	16	\$ 14,239.84
	VANITY FAUCET Delta Modern 1 GPM Single Hole Bathroom Faucet with Pop-Up Drain Assembly - Model: 581LF-BLGPM-PP https://www.build.com/delta-581lf-gpm-pp/s1374116?uid=4000472		\$ 157.65	16	\$ 2,522.40
	VANITY LIGHT - SCONCES Holkirt "Mid-Century Globe" Wall Sconce, Opal Glass + Brass Finish www.amazon.com/Bedroom-Vanity-Modern-Fixtures-Sconce/dp/B07XM6VG1Y		\$ 69.99	32	\$ 2,239.69
	ROOM LIGHT - CHANDELIER Holkirt "Mid-Century Globe" Ceiling Light, Opal Glass + Brass Finish www.amazon.com/Century-Modern-Ceiling-Fixture-Dinning/dp/B07YTLW877		\$ 169.00	16	\$ 2,704.00
	TOILET - Fine Fixtures MOTB7W Ultraluxe 1/1.6 GPF Free Standing 1-PC Toilet https://www.kbauthority.com/fine-fixtures-motb7w-ultraluxe-1-or-1-6-gpf-free-standing-one-piece-round-toilet-white.html		\$ 172.53	16	\$ 2,760.48

LUXURY HOME SHOPPING LIST EXAMPLES

LIVING ROOM - SHOPPING LIST EXAMPLE - MANSION RENO


		MSRP/LIST	OUR PRICE	QTY	LINE TOTAL
	<p>RUG</p> <p>"Fractured Rug - Cool Colors" - 11' x 14' size - Model # 9.93664</p> <p>Dimensions: 168" L x 132" W (154 lbs)</p> <p>https://www.perigold.com/Global-Views--Fractured-Rug-Cool-BlueBrownGray-9.9366-L167-K~GXV12335.html</p>	<p>MSRP</p> <p>\$ 6,122.50</p>	\$ 4,800.00	1	\$ 4,800.00
	<p>CHAIRS</p> <p>"Brigitte" Chair - Cream Leather - Model # 2432</p> <p>https://www.graysonliving.com/products/global-views-brigitte-chair</p>	<p>MSRP</p> <p>\$ 2,997.00</p>	\$ 2,038.30	2	\$ 4,076.60
	<p>CREDENZA</p> <p>Belgian Toile Linen Credenza - Grey - Model # 7.20157</p> <p>Dimensions: Overall 66" W x 32" H x 20" D (242 lbs)</p> <p>https://www.globalviews.com/grouped-toile-linen-credenza-grey-23935</p>	<p>MSRP</p> <p>\$ 7,250.00</p>	\$ 5,170.00	1	\$ 5,170.00
	<p>COFFEE TABLE</p> <p>Ann Gish "Ellipse" Cocktail Table - Ivory - Model # AG2.20014</p> <p>https://www.globalviews.com/grouped-ellipse-cocktail-table-ivory-24533</p>	<p>MSRP</p> <p>\$ 5,400.00</p>	\$ 3,620.00	1	\$ 3,620.00
	<p>SOFA</p> <p>Ashley Childers "Diana" Skirted Sofa in Dragonfly Blue - ASH2090</p> <p>Dimensions: Overall 90" W x 35" H x 36.5" D (171 lbs)</p> <p>https://www.globalviews.com/grouped-diana-skirted-sofa-dragonfly-blue-14579</p>	<p>LIST</p> <p>\$ 8,200.00</p>	\$ 6,460.00	1	\$ 6,458.00
	<p>TABLE LAMP</p> <p>GlobalViews "Chased" Round Table Lamp - Black Nickel - Off-White Linen Shade - Model # 7.91511</p> <p>https://franceandson.com/products/chased-round-table-lamp</p>	<p>MSRP</p> <p>\$ 872.50</p>	\$ 627.30	2	\$ 1,254.60

KITCHEN - SHOPPING LIST EXAMPLE - MAIN KITCHEN IN MANSION RENO

IMAGE	DESCRIPTION & SOURCE	NOTES	UNIT PRICE	QTY	LINE TOTAL
	RANGE Dacor Modernist Series DOP48M86DLM 48" Professional Dual Fuel Range with 6 Sealed Brass Burners, Wi-Fi Enabled, Double Ovens, 6.6 CF, in Graphite Stainless Steel https://www.appliancesconnection.com/dacor-dop48m86dlm.html		MSRP \$ 16,873.75	1	\$ 12,824.05
	RANGE VENTILATION HOOD Futuro Futuro "Viale" Series 48" Island Range Hood - Graphite Black 940 CFM Whisper-Quiet Blower, Perimeter Suction System, LED Light + Remote Blower Kit RBK-949 + Wireless Remote Kit WL-8 https://futurofuturo.com/48-viale-black-island-range-hood/		LIST \$ 4,200.00 + \$ 520.00 + \$ 490.00 = \$ 5,210.00	1	\$ 2,795.00 + \$ 345.00 + \$ 325.00 = \$ 3,465.00
	REFRIGERATOR & FREEZER Dacor Contemporary DAREFR95 - 36" Column Refrigerator & 36" Freezer Set in Graphite Stainless Steel https://www.ajmadison.com/cgi-bin/ajmadison/DAREFR95.html		MSRP \$ 18,894.00	1	\$ 15,115.20
	WALL OVEN + MICROWAVE COMBINATION OVEN Dacor Contemporary DOC30M977DM 30" Smart Electric Combi Wall Oven with iQ Kitchen, Microwave Convection, Graphite Stainless Steel https://www.ajmadison.com/cgi-bin/ajmadison/DOC30M977DM.html		MSRP \$ 8,199.00	1	\$ 6,559.20
	DISHWASHER ZLINE Monument Series DWMTBS24 24" Fully Integrated Dishwasher with 16 Place Settings, 6 Wash Cycles, 45dBa Quiet Operation, Multiple Filter System, 3rd Rack Top, EcoWash - Black Stainless Steel https://www.ajmadison.com/cgi-bin/ajmadison/DWMTBS24.html		MSRP \$ 1,699.95	1	\$ 1,529.96
	SINK Kraus Kore 32-7/8" Farmhouse Single Basin Kitchen Sink with Basin Rack, Basket Strainer, Cutting Board, and Drain Board - Model:KWF410-33/PGM - Gunmetal (Graphite) Stainless Steel		MSRP \$ 599.95	1	\$ 519.95
	COFFEE STATION Miele CVA6805GRGR 24" Plumbed Built-In Coffee System with Auto Cleaning, Water Filter, OneTouch for Two, Timer, EasyClick Milk Flask, and more - Graphite Gray https://www.appliancesconnection.com/miele-cva6805grgr.html		MSRP \$ 4,499.00	1	\$ 3,599.00

VIRTUAL STAGING

One of the many benefits of 3D modeling, is the option for “virtual staging” - showing various decor & design options, including furniture and artwork. This is especially useful for real-estate marketing - we can show the space “as-is”, but also “as it could be” - the perfect combination of honest marketing and expressive possibilities.





MEDICAL & HEALTHCARE FACILITIES

Designing medical care facilities involves industry-specific challenges and considerations, such as personal safety, sanitation and maintenance, and medical standards compliance.

Our design process for healthcare environments takes all these factors into account, as well as discussing the specific needs and preferences that your staff & specialists may have.

Our goal is to create a facility that will keep patients comfortable,

and the staff efficient and happy.

Our design team has the knowledge to make your medical facility effective, impressive, and memorable.

We have a lot of tools at our disposal - realistic artificial greenery to provide a natural touch with zero maintenance; hard-wearing & washable wall coverings; high-traction flooring; specialty door hardware and accessible bathroom fixtures; and much more.



DIALYSIS SUITE WITH ARTIFICIAL GREENERY & INDIVIDUAL ENTERTAINMENT SYSTEMS



WAITING ROOM



SITTING AREA WITH ARTIFICIAL TREES & BIRD CAGE



TREATMENT SUITE NURSE'S STATION



CAFÉ

OFFICE & CONFERENCE ROOM DESIGN

A comfortable and efficient office is more than just looks. Good office design can affect the impression you make on your clients, and the happiness and productivity of your employees.

Our office design process starts with an in-depth discussion about your corporate style, workflow, employee habits, and other details. Once we understand precisely what you expect from the workspace, and the impression you'd like to create, we design the environment around those functions.

In addition to outfitting the space with furniture and artwork, our graphic designers create custom logos & corporate decor, which can be quickly produced by laser-cutting and metalwork facilities.

Innovative lighting, audio, and security systems are also integrated into our designs - we offer a complete, full-service solution for creating a variety of corporate, medical, and retail environments.

EXECUTIVE OFFICE CONCEPT



LEASING OFFICE - WAITING ROOM






RECEPTION - WAITING AREA

Comfortable chairs and couch, laser-cut artwork, dimmable lighting, and designer side tables create a pleasant environment.

EXECUTIVE OFFICE

Minimalist style, custom theme decor, laser-engraved logo, and luxurious carpet.



CONFERENCE ROOM

Comfortable, branded environment with custom decor & improved acoustics.

- Sound-absorbing ceiling panels.
- Sound & vibration-reducing floor.
- Multi-level color-adjustable lighting.
- Integrated concealed audio system.
- Textured wallpaper.
- Laser-cut illuminated logo.
- Custom laser-cut wood artwork (4 layers of city skylines + corporate slogan).
- Custom credenza & shelving unit.



AMENITY SPACES


Amenity spaces play a pivotal role in planning and designing apartment complexes and communities. They impact residents' well-being, and extend beyond mere functionality to foster social interaction and relaxation.


Amenities also influence a project's initial market appeal, attract a diverse clientele, and ensure long-term value retention. Properly designed amenities aren't an expense but a source of revenue.


We will analyze your project's needs, budget, and target market, to create the perfect solution for amenity spaces. We use time-tested methods, supplemented by current trends, such as:

- Wellness-oriented spaces - yoga studios, gyms, health spas, and high-tech treatment suites.
- Biophilic design - using natural elements and materials, bringing the outdoors indoors, creating a sense of connection with nature and surroundings.
- Social connections - spaces that accommodate various group sizes, from individual workstations through seating for 4-6 people, to presentation spaces.
- Service-oriented amenities - enhance the resident experience with personal concierge services, package delivery, and others.
- Adaptive spaces - designing amenities that can be used for multiple purposes and lifestyles, and evolve with new trends and social preferences.









CUSTOM ITEMS

We offer a full range of design services - including creation of custom artwork, wall decor, signage, and other items. From laser-cut acrylics to 3D printed sculpture, our team can create the perfect piece to complete your unique space.

We'll produce "cut-ready" files that can be sent to the production facility, so the laser-cutting, metal-shaping, or sculptural process can be done in the fastest & most economical way possible.

ACRYLIC CLOCKS & CORPORATE LOGOS

Unique "exploded" or "fragmented" designs for clocks and logos let you create an impressive display on a large wall area, at a relatively low cost. Variety of options for clock mechanisms (battery-powered and 110V, stand-alone and time-synchronized, and more), 1000s of material options - acrylics, metal, leather, wood - let us create an unlimited variety of styles, shapes, and sizes.



CUSTOM 3D WALL ART

Our design team can create artwork on any theme or concept. We work with laser-cut acrylic and metal, 3D mixed-media assemblies, and much more.

As an example: the "Disruption" wall art (above) is a stunning, 10-foot-long creation in polished brass, with 100s of individual pieces creating a unique and dynamic look.

We can also source professional photography, original oil paintings, and many other types of beautiful wall decor that showcases your personal style.

LIGHT & DECOR PANELS

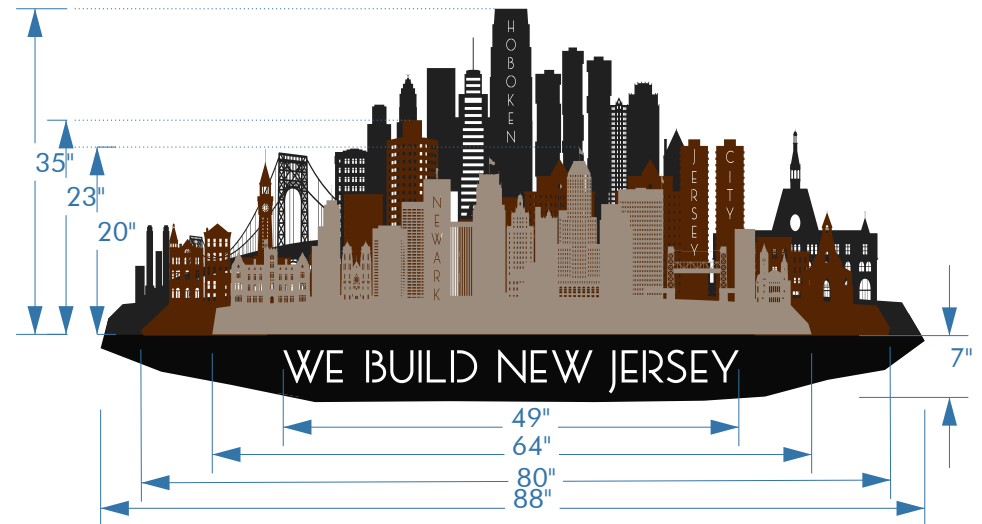
Custom light panels are a flexible and cost-effective way to decorate offices, retail spaces, and large hallways. We'll create a design that can be built on-site from commonly available materials and off-the-shelf LEDs, giving you a fully custom solution at a fraction of the price.



Multilayer Laser-Cut Logos

Our imagination isn't limited to 2 dimensions. Using multiple layers of complementary materials, we create stunning 3D artworks.

The end result is a spectacular, wall-spanning logo, created at a fraction of the cost of traditional solutions.



LUXURY FURNITURE


Home is a sanctuary that brings you peace, where your beliefs and style manifest in physical form. It marks both the beginning and end of your day. It should embody beauty, functionality, and your essence.

In our interior design packages, we offer a diverse array of furniture and furnishings, spanning various styles and price ranges. Whether you prefer ready-made, handcrafted, or fully custom pieces, we've got you covered!

Every client has a unique vision for their home, whether it's

prioritizing comfort, top-tier materials, exclusive designs, or artistic expression connected to nature. With access to a vast selection of items curated by industry experts and crafted using the finest materials and techniques worldwide, we can cater to any lifestyle and budget.

Our offerings range from cutting-edge Italian furniture to nature-inspired handmade decor items, signature glassware, and luxurious wallpapers, ensuring that every aspect of every room is elevated and grand. The possibilities are endless.



rochebobo
PARIS



THE HOUSE OF
Scalamandre

FENDI
CASA

Natuzzi

RALPH LAUREN
Home

ARTERIORS

phillips
collection

KOSTA
BODA
SWEDEN 1742

Julia Knight

BUGATTI
HOME

UTTERMOST

REGINA ANDREW
DETROIT

ARMY
MICHAEL ARAM

VANGUARD
FURNITURE




DECORATIVE LIGHTING


Lighting that illuminates the room and elevates the design. Add sophistication and timeless elegance with our chandeliers, sconces, table and floor lamps, from world-famous brands. Traditional to modern, budget-conscious to high-end.

Light fixtures are a natural center of attention. The right one can truly transform the room and celebrate your sense of style. It's more than just ambience, it's a design statement.

Opulent chandeliers that make a bold statement, sconces that perfectly complement the wallpaper, floor lamps that make sitting areas feel complete and comfortable - no matter the space or occasion, our design experts will find the ideal finishing touch in the form of the perfect light fixture.

In addition to ready-made, we can design completely custom lighting solutions, and have them produced by our manufacturing partners.





ARCHITECTURAL LIGHTING

Architectural lighting is a transformative element in both interiors and exteriors, providing designers with versatile tools to accentuate key structural features. Aesthetics, function, and efficiency, are the hallmarks of architectural lighting design.

Lighting not only enhances the perception and understanding of architecture but also promotes comfort, safety, color vibrancy, and energy conservation by precisely directing light where it's needed. Architectural lighting fixtures efficiently illuminate spaces without introducing unnecessary clutter or complexity. They also:

- Enhance the tactile qualities of textures and rough surfaces.
- Influence the room's color and ambiance.

- Define room perimeters and object boundaries.
- Offer visual cues for usability and safety.
- Enhance color rendition in areas that require accurate color rendition, such as art displays and workspaces.
- Introduce variety to monotonous surfaces.
- Create captivating visual effects.
- Add functionality to walls and decorative panels.

We provide a diverse range of architectural lighting solutions from vendors spanning various price points, ensuring your project achieves both its desired appearance and functionality.






SPECIALTY WALL PANELS

Specialty materials can create effects that traditional building materials simply can't match - making an entrance look grand, adding a powerful sense of luxury to a reception area or bar, providing a soft counterpoint to concrete or steel, and many other effects.


Many of these materials also have functions beyond the visual. Acoustic felt panels can reduce echoes and noise, soft vinyl overlays increase safety, metal panels can enclose and protect light fixtures, and so on.

These specialty materials give our designers even more tools to create environments that fit specific needs and create outstanding effects.

The possibilities are endless: natural woods, high-tech acrylics, metal panels that can be pressed into a variety of shapes, fabrics and leathers to add a sense of comfort and softness to a room.



WALL DECOR



DECOR ITEMS

Decorative accessories transform individual spaces within a room. A beautiful centerpiece makes for a spectacular dinner table; a long candle holder livens up a console table or shelf; decorative vases add beauty and style - with or without flowers.

Our designers have millions of potential decor solutions at their fingertips, with our connections to world-famous brands like Michael Aram, McKenzie-Childs, Global Views, Uttermost, and many others. This lets us add the perfect finishing touches to any room, in any style or budget.



DECOR ITEMS



ARTWORK

Art is the perfect way to express your personality, beliefs, and style. From simple botanical prints to spectacular oil paintings, from traditional canvas or high-tech metal prints, there's truly no limit to the impression you can make with artwork.




Moreover, a well-chosen art piece can tie the room together, create a focal point, justify the colors, and emphasize other objects.

Our interior design services include artwork selection and procurement.

Whether you're looking for an inexpensive way to brighten up a rental property, or have the budget to make a statement with a famous piece - let's discuss your needs and come up with artwork options that you'll be happy to look at, and show off, for years to come.

We can also commission art from local and international artists working in a variety of media, oversee and guide the process, and ensure that your new custom piece is exactly what you want.







Tammy Carmona
Chief Designer

Office: 2283 NW 170th Avenue
Pembroke Pines, FL 33028

Tel: 561-356-4814 or 347-930-3057

E-mail: Tammy@Carmona.Design

Web: <https://Carmona.Design>

Instagram: [@tammycarmonadesign](https://www.instagram.com/tammycarmonadesign)